

AUTHORING TOOL COMPARISON

Chameleon vs. Storyline & Rise



Chameleon

Storyline

Rise



Ease of use / production time

- Very intuitive and easy to use – users of all level will be able to create and publish a module
- Rapid delivery from creation to the finish product

- Relatively easy, but you will have to spend time familiarising yourself with the interface and functionality
- Ready templates are available, but generally they're not that visually appealing. In most cases, you will need to start from scratch
- Generally, more effort is required to produce a module

- Easy to use
- Rapid delivery from creation to the finish product



The software

- Browser-based – you access everything through a browser, no need to install anything
- Easy to use when you need to jump between computers

- Desktop based (on Windows, or on Mac with a virtual environment) – you install the application on your computer
- You have to install the software on the machine you work on

- Browser-based – you access everything through a browser, no need to install anything
- Easy to use when you need to jump between computers



Knowledge base

- Basic tips and how-tos
- Although the content is growing
- Responsive chat team

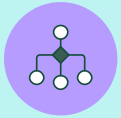
- Extensive knowledge base, including the Articulate Community forum

- Extensive knowledge base, including the Articulate Community forum

Chameleon

Storyline

Rise



Interactivity

- Choose from a library, the back-end is done for you, you simply need to put in your content and media
- Limited to what the library offers (it's regularly updated)
- Offer some branching features (e.g. if you answer or click x, you then go to z)

- There's interactivity library which you can select from, although this tends to be basic interactivity and in most cases you will need to add your own scripting or visual touches
- Create anything you envision – but you will need certain level of proficiency in using the software, and often graphic skills too
- Sophisticated branching can be designed, based on learner input or interactivity results

- Choose from a library, the back-end is done for you, you simply need to put in your content and media
- Limited to what the library offers
- Offer some branching features (e.g. if you answer or click x, you then go to z) Choose from a library, the back-end is done for you, you simply need to put in your content and media
- Limited to what the library offers
- Offer some branching features (e.g. if you answer or click x, you then go to z)



Customisation

- Customisable colour scheme
- Other customisable designs e.g. button shape, highlight, shadowing, etc. but limited to what's available in the library
- Add your own logo in the middle of the top banner

- Highly customisable, you can create your own shapes, apply your own transitions, apply animations, resize elements, etc.

- Customisable colour scheme
- Add a logo and banner



Assessment functionality

Chameleon




- Out of the box end assessment
- Questions are reportable
- Scoring and pass/fail are reportable
- No question pooling
- No question randomisation
- Cannot shuffle answers
- No feedback
- No question weighting is available
- Branching for passed or failed is available
- You can set up a one-slide reference for each question, so when the learner answers it incorrectly, they have the option to launch the reference slide to help them re-attempt the question
- Attempt control is available





Storyline




- You can choose from the available question templates or create your own
- Questions are reportable
- Scoring and pass/fail are reportable
- Question banks can be set up, with flexibility of use e.g. question pooling, shareable for multiple quizzes etc.
- You can set up different feedback for different options
- Question weighting is available
- Randomisation of questions is available
- You can also shuffle the multi-choice options
- You can script each question to customise its navigation or behaviour e.g. enabling/disabling of questions, redirection, branching, adaptive assessment
- Set up your own attempt control
- You can set up how the assessment behaves after the learner has failed or passed

Rise

- Out of the box end assessment
- Questions are reportable
- Scoring and pass/fail are reportable
- Question banks can be set up outside the module; only users under the same 'team licence' will be able to access the question banks
- You can set up different feedback for different options
- No question weighting
- Randomisation of questions is available
- You can also shuffle the multi-choice options
- Attempt control is available

	Chameleon	Storyline	Rise
 File size	<ul style="list-style-type: none"> ▪ Tend to be smaller 	<ul style="list-style-type: none"> ▪ Tend to be on the heavy side 	<ul style="list-style-type: none"> ▪ Reasonable size
 Maintenance	<ul style="list-style-type: none"> ▪ Simpler maintenance, the framework is fixed 	<ul style="list-style-type: none"> ▪ Depending on how you set up the template, it can be time consuming to maintain a file for future changes 	<ul style="list-style-type: none"> ▪ Simpler maintenance, the framework is fixed
 Module preview	<ul style="list-style-type: none"> ▪ Full browser preview ▪ You will need an app like BrowserStack to simulate tablet or phone view 	<ul style="list-style-type: none"> ▪ Big screen/tablet/phone preview available – although content simply shrinks instead of responds to the different screen sizes 	<ul style="list-style-type: none"> ▪ Preview in big screen/tablet/phone but content tends to appear blurry ▪ Portrait and landscape views
 Module navigation as a learner	<ul style="list-style-type: none"> ▪ Topic menu (can be locked) ▪ Continue button ▪ Scrolling within same topic ▪ Button navigation between topics 	<ul style="list-style-type: none"> ▪ Flexible, depending on your design ▪ Enabling and disabling of navigation can also be programmed 	<ul style="list-style-type: none"> ▪ Topic menu (can be locked) ▪ Continue button ▪ Scrolling within same topic ▪ Button navigation between topics

	Chameleon	Storyline	Rise
 Accessibility	<ul style="list-style-type: none"> Some interactivity options are accessible Need manual accessibility checking/testing 	<ul style="list-style-type: none"> A wide range of interactivity is accessible Custom-built interactivity can be made accessible, but this will require you to programme your own accessibility feature Need manual accessibility checking/testing 	<ul style="list-style-type: none"> Most interactivity options are accessible Need manual accessibility checking/testing
 Simulation capability	<ul style="list-style-type: none"> Not available 	<ul style="list-style-type: none"> Great for simulations 	<ul style="list-style-type: none"> Not available
 SCORM Publish settings	<ul style="list-style-type: none"> SCORM1.2 SCORM2004 3rd Edition SCORM2004 4th Edition 	<ul style="list-style-type: none"> SCORM1.2 SCORM2004 2nd Edition (not very common) SCORM2004 3rd Edition SCORM2004 4th Edition xAPI AICC 	<ul style="list-style-type: none"> SCORM1.2 SCORM2004 2nd Edition (not very common) SCORM2004 3rd Edition SCORM2004 4th Edition xAPI AICC
 Mobile responsiveness	<ul style="list-style-type: none"> Highly responsive; it suits any screen size 	<ul style="list-style-type: none"> Not responsive; content shrinks when viewed in smaller screens 	<ul style="list-style-type: none"> Highly responsive; it suits any screen size

	Chameleon	Storyline	Rise
 Translations	<ul style="list-style-type: none"> Manual translations 	<ul style="list-style-type: none"> You can use export/import function for translations 	<ul style="list-style-type: none"> You can use the export/import feature Only accepts XLIFF files
 Content export	<ul style="list-style-type: none"> Not available 	<ul style="list-style-type: none"> You can export to Word 	<ul style="list-style-type: none"> You can export to PDF
 Stakeholder review	<ul style="list-style-type: none"> Manually, or via the integrated online review tool 	<ul style="list-style-type: none"> Manually or via the online review (Review 360) 	<ul style="list-style-type: none"> Manually or via the online review (Review 360)
 The X factor	<ul style="list-style-type: none"> It's visually appealing and has a modern feel to the interface 	<ul style="list-style-type: none"> The sky is the limit if you know how to design and programme it It offers great flexibility in terms of alternative content for accessible users 	<ul style="list-style-type: none"> It can be combined with Storyline content (using Storyline block)